



Trailing TradesTM

Connecting The D O T S




Technical Analysis Practical Training

Connecting The DOTS
By Rahul Sarawagi

The background of the slide is a light gray network of interconnected nodes and lines, resembling a social or data network. The nodes are represented by small circles, some solid and some hollow, connected by thin lines. The overall pattern is dense and covers the entire background.


**Let me start by asking
you**



**We understand
that you
comprehend and
correctly apply
technical analysis
learnings.**

**Par kya aap trading me
CONSISTENT PROFIT
earn kar rahe hain?**





**You would have
watched hundreds
of YouTube videos,
attended several
workshops and
seminars, and
read a few books
so far.**

**Lakin kya aap apne aap ko
PROFESSIONAL TRADER
bol sakte hain?**





You must have followed the experts' advice from business news channels and social media platforms like Telegram and Twitter.

Daily ki hazaron free recommendations but overall result abhi bhi negative.

Kabhi socha hai aisa kyun?





**We know few of
you are not
following any so-
called experts and
believing in your
own technical
study.**

**But what about
Psychology, Trading system,
Risk management, Money management
and overall mental peace?**



A decorative background featuring a network diagram with nodes and connecting lines. The nodes are represented by circles of varying sizes and colors (blue, grey, white), and the lines are thin and light grey. The network is more dense on the left and right sides of the page, with a clear path leading towards the central text.

If these questions are making you think hard, it is time to **relook at and reanalyze your strategy and TRY A NEW APPROACH NOW**



“

As **Albert Einstein** said,
*“To get different results, you must
do things differently”*

And with the motto of doing things differently,
we at Trailing Trades (Now 5 Circles) are redefining
frontiers in technical analysis education.



How?

We believe in learning by doing in
the simplest possible way.

Our Game-changing Methodology

If we explain all concepts to you and tell you the end results of those ideologies, you will memorize and forget it. **Isn't it?**

But if you solve the problem and find the answers yourself, for an extended period of time, learning and correcting along the way under the guidance of an expert – you will remember it all your life. **Agree?**



**Thus, you learn better from the things that you do.
Our methodology is 'Learning In a Group' because effective learning comes from an inductive learning process.**

Our Pioneering Program



The Technical Analysis training at Trailing Trades is called 'Connecting the DOTS'.


Conducted:	Online
Duration:	3 months
Session Schedule:	2 sessions in a week covering- <ul style="list-style-type: none">• First session of 3 hours that delves into concepts and market insights• Second session of 2 hours for questions and answers
Additional Sessions:	3 full-day live market trading sessions (1 per month)
Batch Starting On:	24 th July 2021



**Aap soch rahe honge that what is it
that makes this program unique?**

But before we answer, let us do a small exercise.

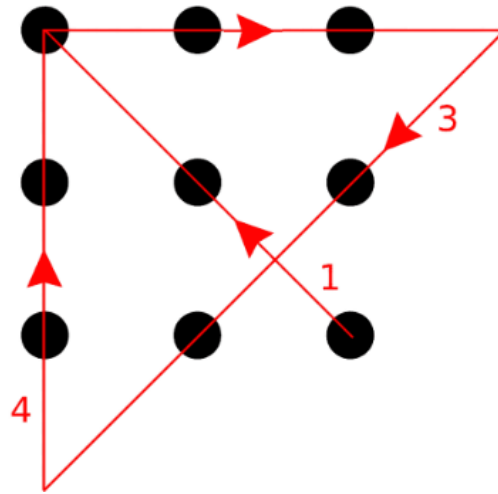
Can you connect all the dots by drawing 4 straight continuous lines?



Come on! Try once more!



This is one of the many right methods – to connect all the dots by drawing 4 straight continuous lines.



What did we learn from this exercise?

To connect the dots in the most optimal way, we must learn to think outside the box.



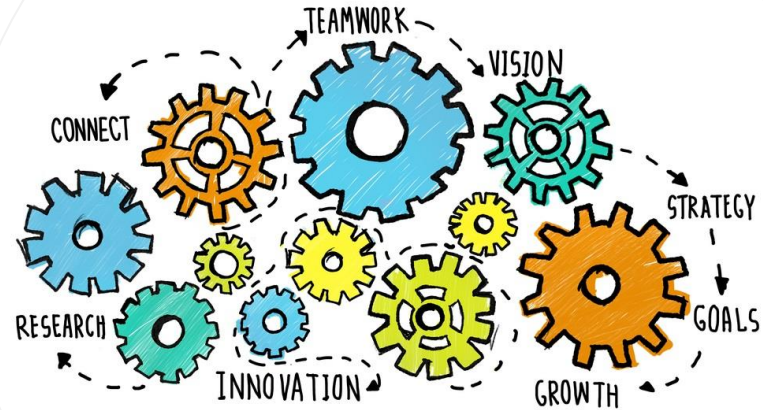
And this thought is the foundation of our course, 'Connecting the DOTS'. We help you **connect the dots of the Technical Chart by using a unique and unconventional out-of-the-box approach.**

The background of the image is a light gray network graph. It consists of numerous small circular nodes, some of which are highlighted with a darker gray or blue color. These nodes are interconnected by thin, light gray lines, creating a complex web of connections that fills the entire frame. The overall aesthetic is clean, modern, and technical, suggesting themes of networking, data, or community.

The Dots We Connect

Collaboration Effectiveness

We demystify the mechanisms of working in a group and demonstrate how that leads you to success. An individual often loses track on the way.



Focus on your Problem Areas

We enforce real time learning and actively engage in Q&A. You do the real work and learn along the way.



Beyond Conventional Approach

Drawing trendlines and finding patterns is not technical analysis because even 5th class students can do that on the charts.

For us, Technical Analysis is a serious subject where correct solid foundation is crucial.



Psychological Quotient

We ensure that you win the mind game, so you're able to let go of fears, wrong judgments, and old habits.



**Break an
old pattern
=
Start a
new habit**

Realistic Expectation

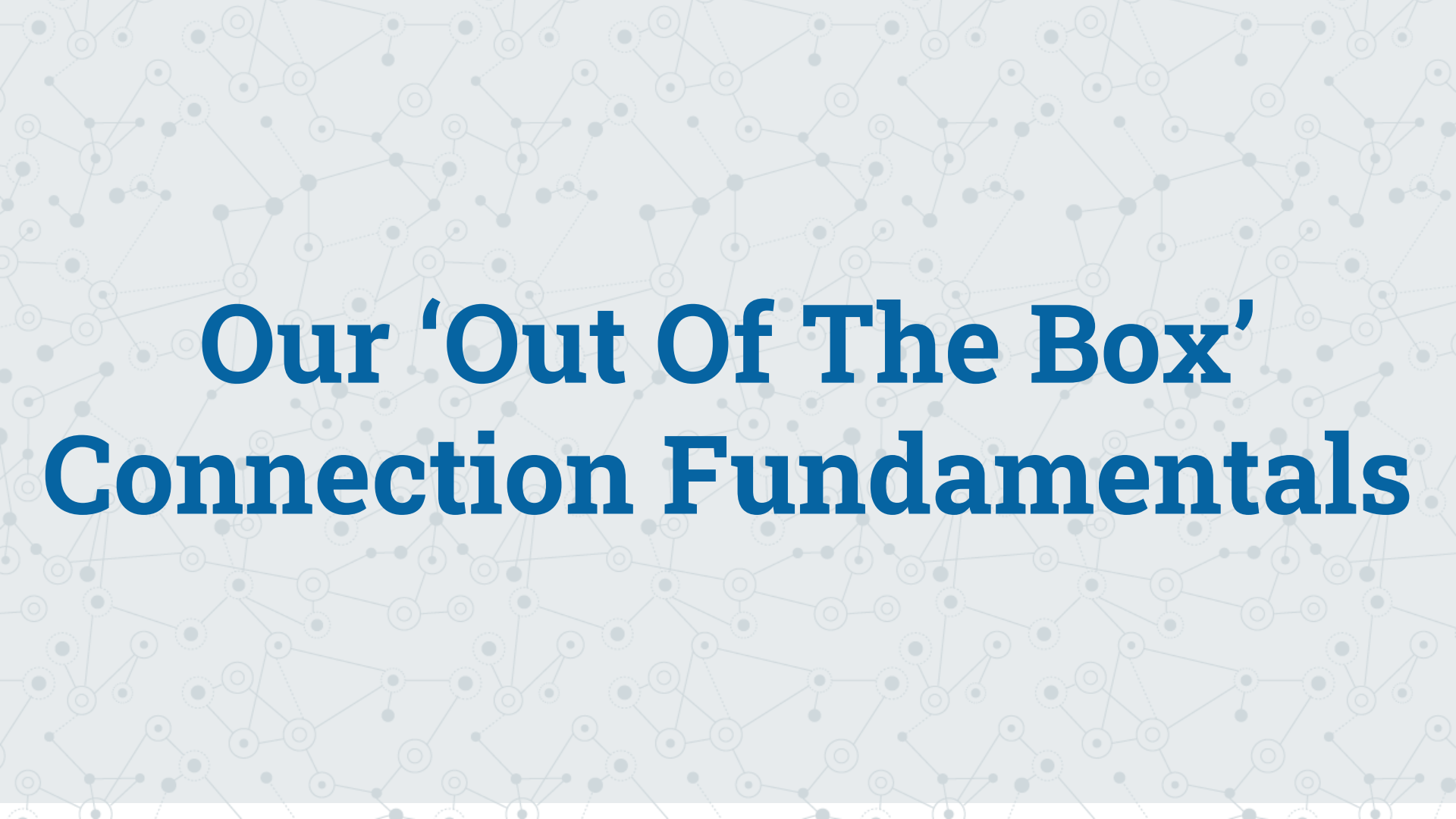
Our focus is on teaching you how to earn with the realistic expectation.

Our first step is to ensure **you learn how much returns you should expect in different market conditions.**



WHAT'S A REALISTIC ROR?

What can you expect from your investment portfolio?

The background of the slide is a light blue-grey color with a complex network diagram. It consists of numerous small, light grey circles (nodes) connected by thin, light grey lines (edges). Some nodes are solid circles, while others are hollow circles with a dashed border. The connections form a dense, interconnected web across the entire slide.

Our 'Out Of The Box' Connection Fundamentals

1) We have split the program curriculum over a span of 3 months

Why?

You can only memorize and not **learn the nuances** of technical analysis in a 2-day or even a 2-week duration.



What we do?

With an aim to **get you to the level of an expert**, we handhold through this entire 3-month period.



2) We teach you how to take action

Why?

Most technical analysis courses focus only on historic market movements and inferences therefrom. Though this is critical from an understanding standpoint, it does not **prepare you completely to face the future.**



What we do?

We reference historic learnings to build a solid foundation for acting in the present and preparing for the future. The 3 live market training sessions **give you real experience** and the weekly Q/A sessions are designed to **address your concerns** faced during the week of practice.



3) We help you master the psychological game

Why?

Emotions play a very crucial role during trading and yet, it is the most underestimated aspect. Emotions of fear or greed can give unexpected losses if not managed correctly.



What we do?

We prepare you to manage your emotions. We teach you how to navigate through psychological pressures during trading. We enable you to **take the right decisions even when emotions start overpowering the intelligence.**



4) We use experiential learning to help you focus on earning money

Why?

We **do not believe in one-way lecture delivery** that often works as a mental entertainment. After all, if you could only learn from books and YouTube videos, you would have been already very rich by now!



What we do?

We use a **two-way learning model that focuses on you executing** the concepts we teach you. We emphasize that you are able to earn money in the stock market from the learnings you gain in our class.



The background of the image is a light gray network pattern. It consists of numerous small circles, some solid and some hollow, connected by thin lines. The circles are arranged in a complex, interconnected web, suggesting a network or data structure. The overall tone is professional and technical.

Our Promises To You

1) You will learn how to identify swing trades moves well before other analysts starts noticing

We focus only on the correct entry level zones which will help you in gaining expertise in reaping profits on regular basis



2) You will recover your Training fees within the program duration.

When you implement what you are learning in the program, you will be able to recover your fees by trading with confidence under the guidance of Rahul Sarawagi





“

Steve Jobs said, *“You can't connect the dots looking forward, you can only connect them looking backwards”*



This is why the founder of Trailing Trades, **Mr. Rahul Sarawagi**, looked backward at his 15 years of rich experience in trading to create a futuristic model through '**Connecting the DOTS**'.

Meet Rahul Sarawagi

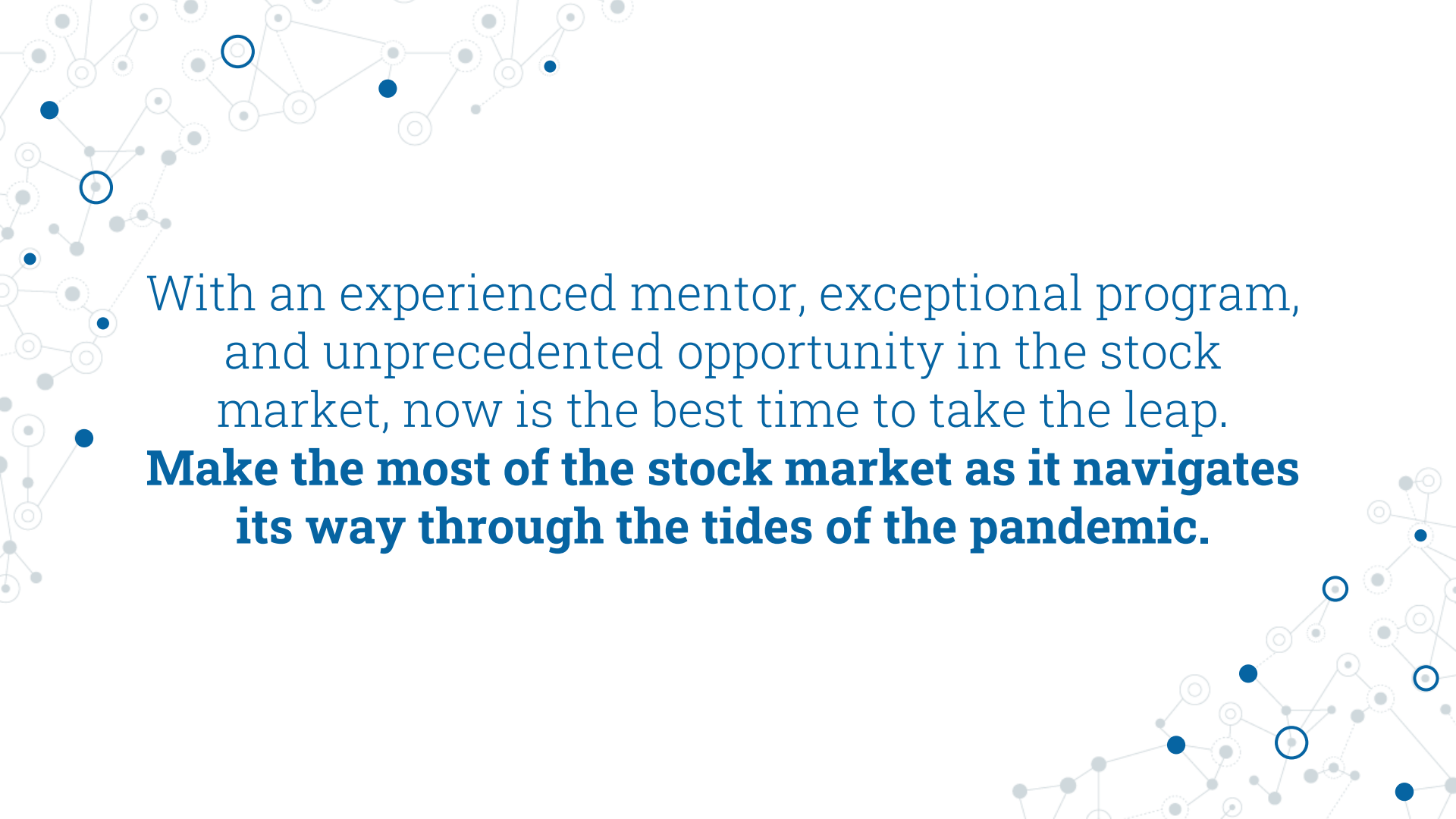
Mr. Rahul is the Founder and Chief Mentor of Trailing Trades.

A postgraduate by education, he has 14 years of deep experience as a full-time investor and trader.

He is passionate about training and imparts trading knowledge with zeal. In the last few years, he has conducted numerous learning sessions in colleges and other institutions.

His unique approach to trading and teaching is appreciated by his students and has earned him the reputation of a distinguished trading expert





With an experienced mentor, exceptional program,
and unprecedented opportunity in the stock
market, now is the best time to take the leap.
**Make the most of the stock market as it navigates
its way through the tides of the pandemic.**



“

As **Winston Churchill** said, “Never let a good crisis go waste”



The future is being created and this moment will not return. Learn to connect the dots now to **ensure that you are utilizing the right opportunity at the right time.**



“

*“You don’t have to be great to start,
but you have to start to be great”*

Zig Ziglar

**For any question
regarding**

**'Connecting the Dots'
Program**

Talk Directly to Rahul Sarawagi

Direct No. 8120040440

Only Saturday & Sunday

9.00 am – 9.00 pm

You can also

write to

trailingtrades@gmail.com

info@5circles.in